



# Waxing & Tinting: Pre & Post Care

*“Smooth skin and bold brows start with good prep... and not skipping SPF.” 🧐*

---



## Before Your Treatment



### Waxing

#### 🚫 NO Accutane for 6 Months

No exceptions. Skin on Accutane is too fragile for waxing.

#### ✗ Stop Retinoids (Retin-A)

Pause 2–5 days prior — we’re waxing, not exfoliating with flames.



### Hair Length Matters

Hair should be  $\frac{1}{4}$  to  $\frac{1}{2}$  inch long for best results.

No plucking between visits — let those follicles grow in peace.

#### ⚠️ No Chemical Peels the Same Day

If you’ve had one scheduled, reschedule it. (Unless Crystal gives you the green light.)

---



## Brow & Lash Tinting



### No Retinoids Here Too

Stop use 2–5 days prior — the delicate eye area deserves extra care.

---



## During the Procedure




### Waxing

- The area is cleansed.
- **Hot wax is applied**, cloth is pressed, then **zip!** Hair gone — root and all.
- A soothing oil is applied to calm and remove any leftover wax.  
It’s efficient and oddly satisfying.

### What You'll Feel

Think: **ripping off a Band-Aid... on purpose.**  
Painful for a second. Totally worth it.

 **Time:** Depends on the area — **brows take ~5 minutes.**

---

### Brow Tinting

- Your tech custom-mixes a tint for your perfect shade.
- Applied with a fine-tipped brush and **processed 5–20 minutes.**
- Leftover dye on the skin? Totally normal — it fades in a day or two.

### What You'll Feel

Usually nothing. Maybe a bit of **tingle.**


---

### Lash Tinting

- Paper guards under your eyes (fancy nap time).
- Tint is applied with precision and processed for ~20 minutes.
- Brows and lashes can be done **simultaneously.**

### What You'll Feel





Maybe a slight stinging sensation where tint touches the skin — minimal and brief.

 **Total Tint Time:** ~15–25 minutes depending on combo services.

---

## After Care

### Waxing

-  **Redness, swelling, and tenderness** are common — should fade in 24 hours.
- ❄️ Cold compresses (5 min on, 10 off) help reduce inflammation.
-  **Loose clothing** can reduce friction on sensitive skin.
-  **No sun, UV, or self-tanner** for 24 hours.
-  Use gentle, **non-oil-based cleansers.**

### Soothe with:

- **Rapid Rebuild Me** or

- **Nano Silver** (Available at Crystal Skin)

🚫 For **5–7 days**, avoid:

- Scrubbing
- Exfoliants
- AHAs / BHAs / Retinoids

📞 If your skin throws a fit (excessive redness, swelling, irritation), call **Crystal Skin at 801-498-7873**.

---

### 🎯 **Brow & Lash Tinting**

- No specific aftercare unless irritation arises.  
📞 In case of redness, swelling, or irritation, reach out to **Crystal Skin**.
- 

💡 *Whether you're going hairless or going bold, follow the plan — and you'll leave glowing (not regretting).* 💡